






Mold & Water Damage Specialist Inc.

9900 Gloria Ave
North Hills, CA 91343

1-800-315-8950
818-891-8231 (Fax)

SUMMARY OF SPECIFIC MOLD CHARACTERISTICS








FUNGI	ENVIRONMENTAL INDICATOR	GROWTH REQUIREMENTS
Alternaria		Alternaria can grow indoors on a variety of substrates.
Amerospores		Amerospore is a general classification for non-descript, small, round spores which are unidentifiable by direct microscopic examination and can include Acremonium, Aspergillus, Penicillium, Verticillium, Trichoderma, Paecilomyces, Scytalidium, Cunninghamella, Monocillium, Gliocladium and some yeast. Aspergillus tends to colonize continuously damp materials such as damp wallboard and fabrics. Penicillium is commonly found in house dust, on water-damaged wallpaper, behind paint and in decaying fabrics. Acremonium requires very wet conditions for growth. Trichoderma grows well on paper, wood, cloth and unglazed ceramics.
Arthrinium		Arthrinium is a widespread fungus found on plants. It is rarely found growing indoors.
Ascospores		Ascospore is a general classification for spores produced by sexual reproduction and can include Aspergillus, Penicillium, and Ascotrica. Frequently found growing on damp substrates.
Aspergillus/Penicillium-like		Aspergillus and Penicillium spores are indistinguishable via direct microscopic examination. Aspergillus tends to colonize continuously damp materials such as damp wallboard and fabrics. Penicillium is commonly found in house dust, on water-damaged wallpaper, behind paint and in decaying fabrics.
Aureobasidium		Aureobasidium is commonly found in a variety of soils. Indoors, it is commonly found where moisture accumulates, especially bathrooms and kitchens, on shower curtains, tile grout, windowsills, textiles and liquid waste materials.
Basidiospores		Basidiospore is a general classification of spore that is commonly found in gardens, forests, and woodlands. They are also agents of dry, white and brown rot.
Bipolaris/Drechlera		Bipolaris and Drechslera can grow on a variety of substrates.
Botrytis		A mold that can be found associated with indoor plants.

Mold & Water Damage Specialist Inc.

9900 Gloria Ave
North Hills, CA 91343

1-800-315-8950
818-891-8231 (Fax)

SUMMARY OF SPECIFIC MOLD CHARACTERISTICS

FUNGI	ENVIRONMENTAL INDICATOR	GROWTH REQUIREMENTS
Mold Characteristics		
Chaetomium		Chaetomium can be commonly found on damp sheetrock paper.
Cladosporium		Cladosporium is a common outdoor mold that can colonize continuously damp materials such as damp wallboard and fabrics.
Curvularia		Curvularia can grow on a variety of substrates.
Epicoccum		Epicoccum tends to colonize continuously damp materials such as damp wallboard and fabrics.
Fusarium	 	Fusarium colonize continuously wet materials such as soaked wallboard and water reservoirs for humidifiers and drip pans.
Memnoniella		Memnoniella can be found growing on a variety of cellulose-containing materials.
Nigrospora		Nigrospora is rarely found growing indoors.
Oidium/Peronospora		Both of these organisms are plant pathogens and cannot grow on indoor surfaces.
Pithomyces/Ulocladium		Pithomyces are rarely found indoors. Ulocladium colonize continuously damp materials such as wallboard and fabrics.
Rusts		Rusts are plant pathogens and only grow on host plants.
Smuts/Myxomycetes		Smuts do not usually grow indoors. They are parasitic plant pathogens that require a living host. Myxomycetes are occasionally found indoors.
Stachybotrys	 	Stachybotrys colonizes continuously wet materials such as soaked wallboard and water reservoirs for humidifiers and drip pans.
Stemphylium		Stemphylium is rarely found growing indoors.
Torula		Torula can grow indoors on cellulose containing materials.
Unidentified Conidia		An uncharacteristic fungal spore that does not lend itself to classification via direct microscopy.

Symbol key:  Potential Toxicogenic Mold

 Potential Water Indicator Mold